

# EDDY CURRENT SYSTEM


## Weld Line Inspection

The InspecTech® Eddy Current System is a utility on-line non-destructive testing system for weld-line inspection of thin wall tubing and can be used on high speed mills.

Eddy Current is a cost effective method of testing welded tube. In the case of magnetic materials, there is also the requirement to saturate the weld. This means that the material to be tested must be magnetized to a high level, at which point it will behave under Eddy Current conditions in much the same way as any non-magnetic material.


InspecTech's Eddy Current Equipment is compact enough to fit on most mill beds, or can be floor mounted.

Rotary stands are available to handle extremely large weld line skews.

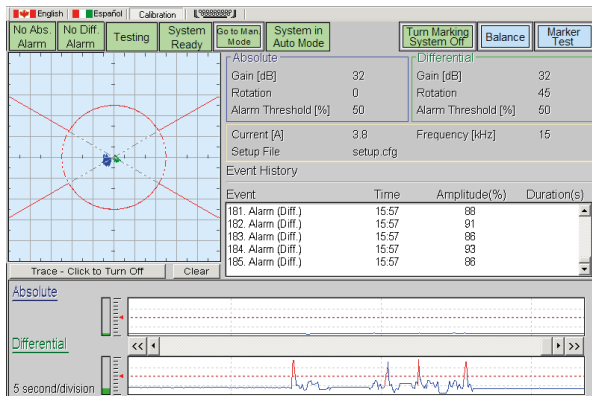


### KEY FEATURES

- ▶ Full Impedance plane display included as standard.
- ▶ Differential and absolute detection modes included as standard.
- ▶ User friendly and low initial cost.
- ▶ Odometer and defect marking system included as standard.
- ▶ Probes cover a wide range of Weld-Line Wander.
- ▶ Complete Data Logging of all on-line Test Parameters easily stored, retrieved, hard-copied or downloaded.
- ▶ Instant recall of previously used setups.



The standard system consists of the mechanical test head which is mounted on the mill, and a stand alone electronic package. The test head is available in large and small sizes. The small unit tests from 0.500" (12mm) to 3.500" (90mm) OD, and the large unit tests up to 6.625" (170mm) OD.



Operator's Screen with Absolute and Differential channels

The Eddy Current application has a separate Data Logger software (supplied pre-loaded) that allows all relevant information from each session to be stored and downloaded for printing or storage at another location. The information stored by the Data Logger includes operator ID, calibration data, alarm settings, and information relating to total production and alarm locations (distances in metres or feet along the inspected product).

The InspecTech Eddy Current Test System is particularly suitable for the following:

- High-speed mill operations, small defects can be detected at high throughputs
- Detecting spherical, circular and pinhole defects

